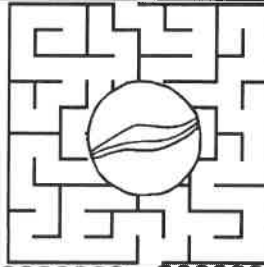



# MAKER STATION

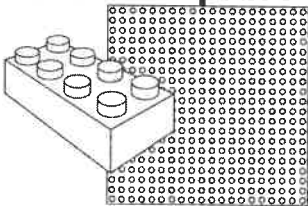
## Make a marble maze.



### MATERIAL OPTIONS



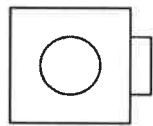
building bricks and baseplate



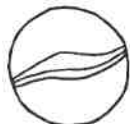
wooden planks



linking cubes



marbles



### RESOURCES

BUILDING BRICK MAZE



MAZE MAKER

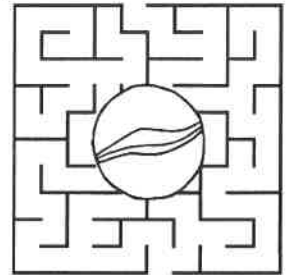
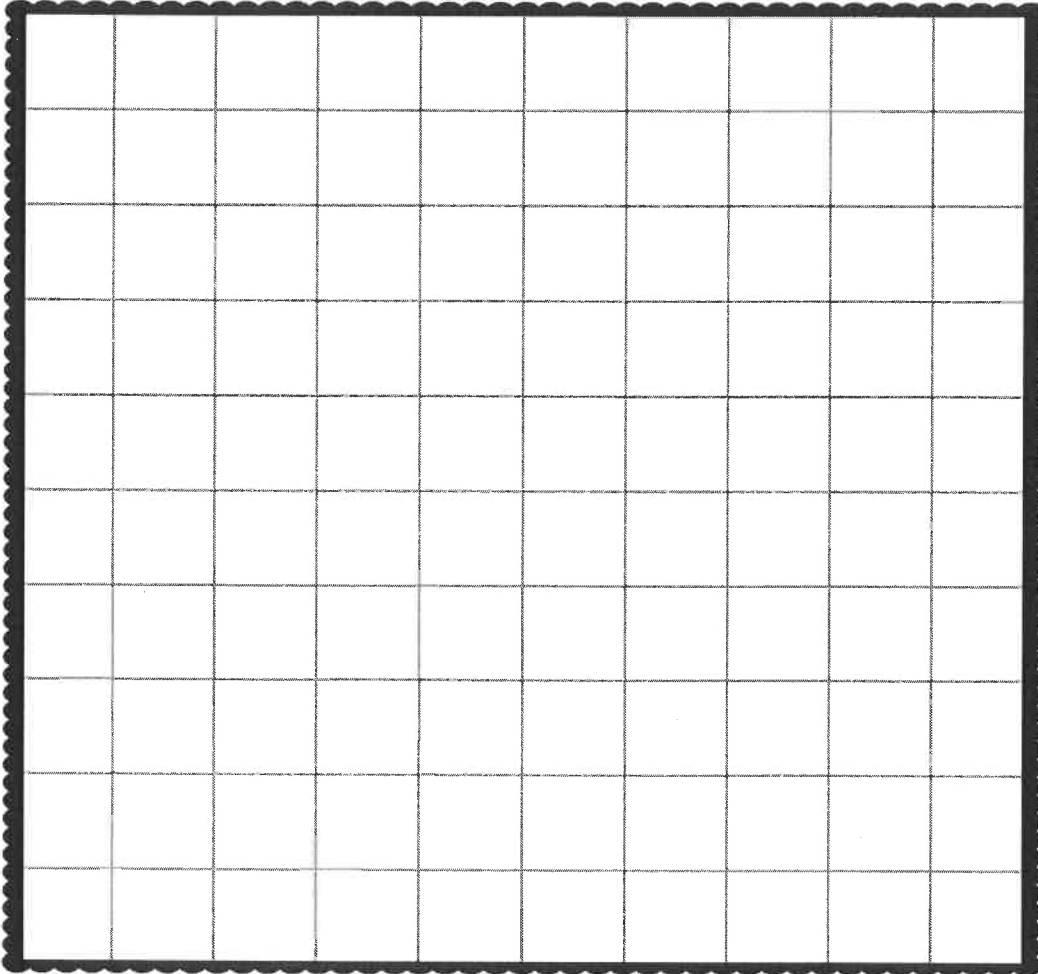


# MARBLE MAZE


## Maker Station Creation

Name: \_\_\_\_\_


### Blueprint



### MATERIALS



### OBSTACLES




# MAKER STATION

Make something  
useful  
out of trash.

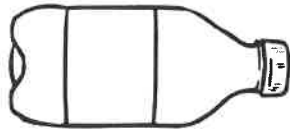


## MATERIAL OPTIONS

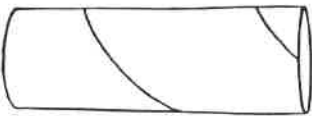
paper



plastic bottles



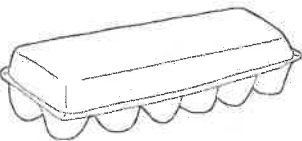
paper rolls



bottle caps



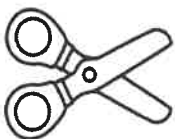
egg cartons




markers



scissors



tape



## RESOURCES

PAPER ROLL CREATIONS



PLASTIC BOTTLE CREATIONS





# TRASH TO TREASURE

## Maker Station Creation

Name: \_\_\_\_\_

**Blueprint**




**What I Made:**

**MATERIALS**

**HOW IT IS USEFUL**

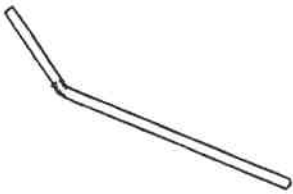
# MAKER STATION

## Make a straw rocket.




### MATERIAL OPTIONS


straws



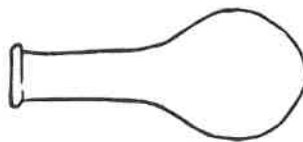
paper scraps



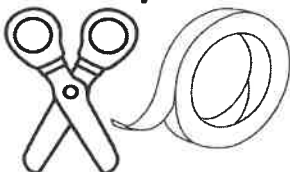
paper rockets




balloons



scissors and  
tape



meter stick



### RESOURCES

PAPER STRAW ROCKETS



BALLOON STRAW ROCKETS





# STRAW ROCKET

## Maker Station Creation

Name: \_\_\_\_\_

### Blueprint



### MATERIALS

Blank area for listing materials.

TEST	How far did it fly?
1	
2	
3	

