

Name: _____

Math Puzzle Picture

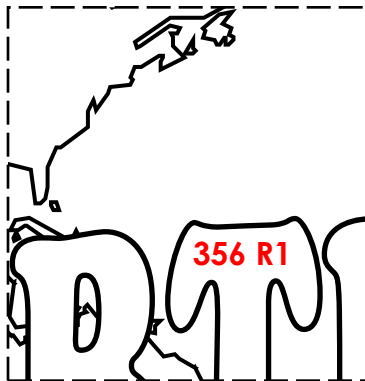
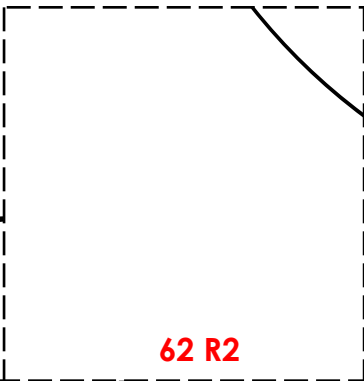
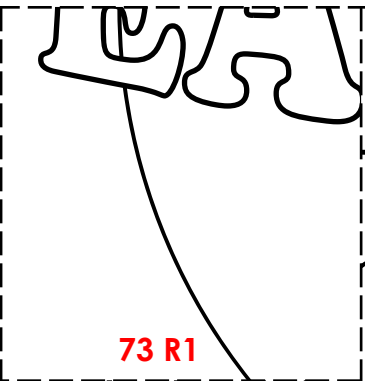
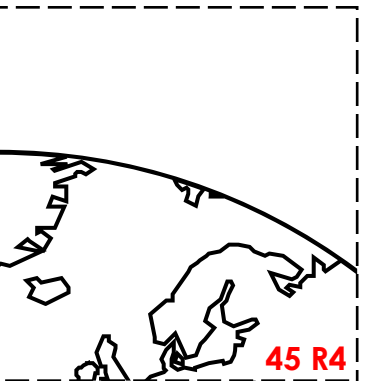
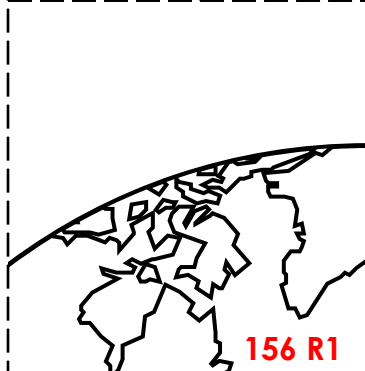
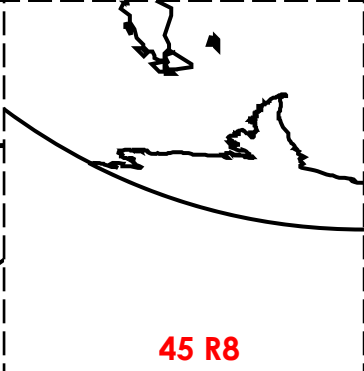
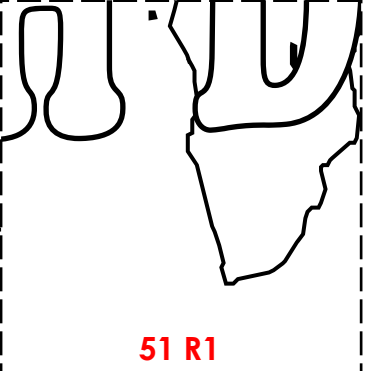
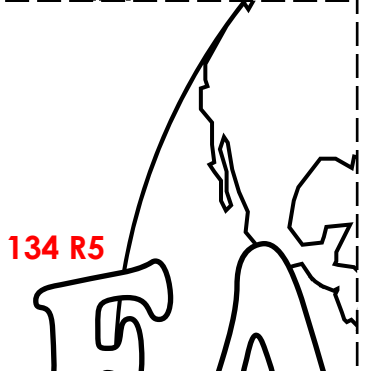
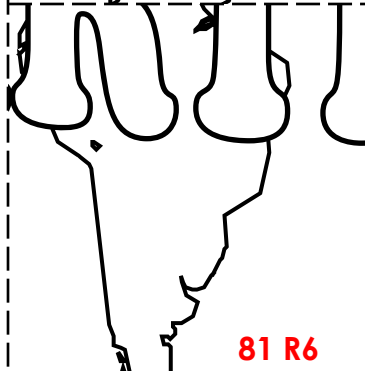
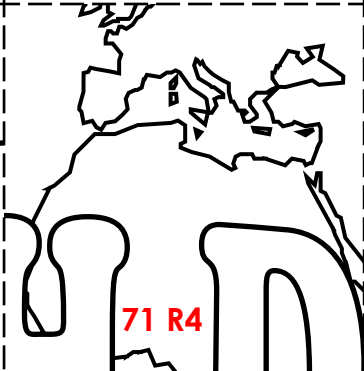
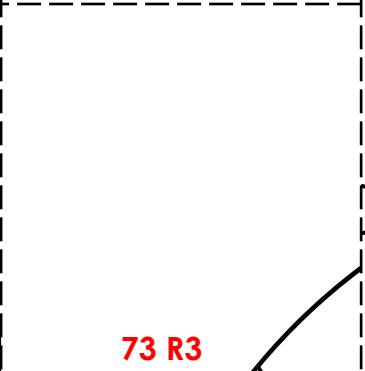
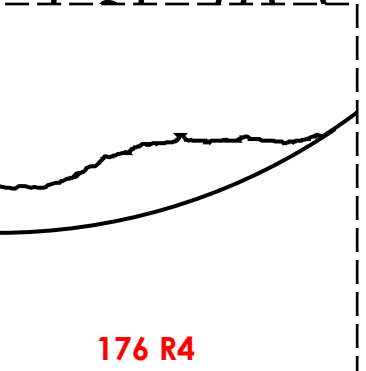
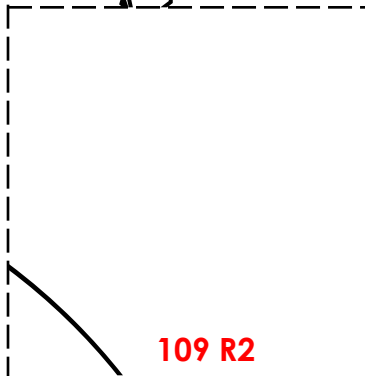
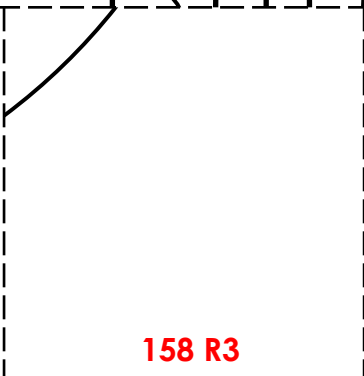
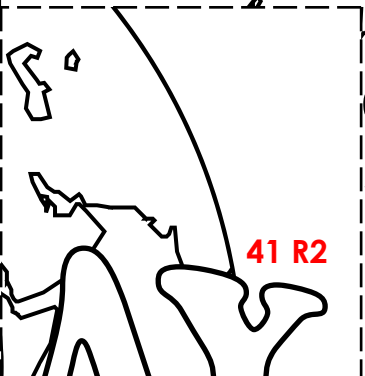
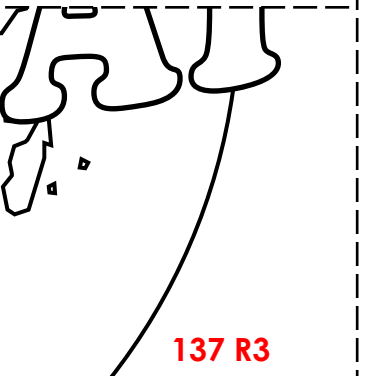
Solve the equations below. Then, cut out the picture squares. Match the number printed on the picture squares to your answers below and glue them in place to unscramble the mystery picture.

$8 \overline{)587}$	$4 \overline{)625}$	$6 \overline{)274}$	$3 \overline{)329}$
$7 \overline{)943}$	$2 \overline{)713}$	$9 \overline{)643}$	$5 \overline{)207}$
$3 \overline{)220}$	$8 \overline{)654}$	$2 \overline{)103}$	$7 \overline{)962}$
$6 \overline{)374}$	$9 \overline{)413}$	$5 \overline{)884}$	$4 \overline{)635}$

Name: _____

Math Puzzle Picture

Solve the equations. Then, cut out the picture squares. Match the number printed on the picture squares to your answers below and glue them in place to unscramble the mystery picture.

 356 R1	 62 R2	 73 R1	 45 R4
 156 R1	 45 R8	 51 R1	 134 R5
 81 R6	 71 R4	 73 R3	 176 R4
 109 R2	 158 R3	 41 R2	 137 R3

ANSWER KEY

Math Puzzle Picture

Note to teachers: You may wish to keep page 2 until after page 1 has been completed to prevent estimating or getting the answers by studying the puzzle.

