

First Grade and Multi-age Home Learning Music
Packet

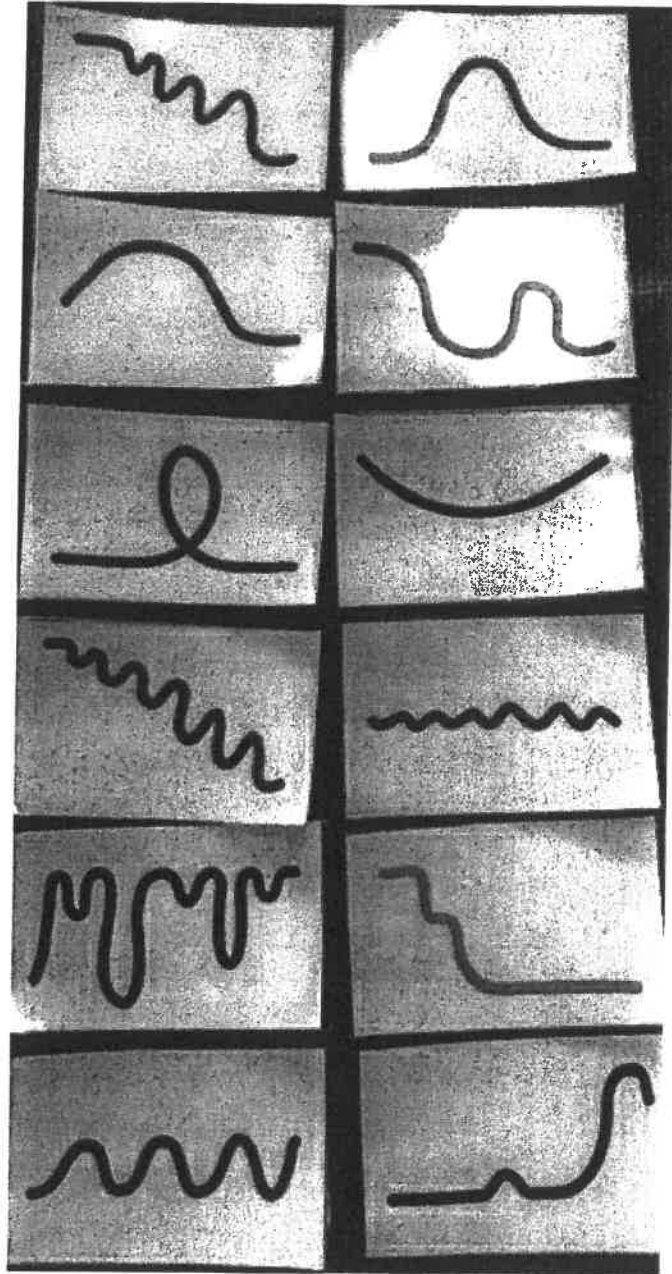
In this packet you will find music activities for your time at home. Activities can and should be repeated as we all get better the more we do something. Feel free to record or take a picture of yourself singing and/or moving and send it to dmurphy@brunswick.k12.me.us 😊

In addition to these activities, you can visit www.brunswick.k12.me.us/dmurphy for more resources and activities for students. I look forward to making music in the same room soon.






Have a safe and healthy time at home.


Sincerely,
Mrs. Murphy

Follow each line with your finger
as you use your voice to sing
the shape of the line.



Play a piece of music and march to the beat. Stop the music and freeze in one of these positions. Repeat until you have used each position.





Rhythm & Beat

WHICH IS WHICH?

TICK



TOCK



TICK



TOCK



HICK-O-RY DICK-O-RY DOCK



TICK



TOCK



TICK



TOCK



THE MOUSE RAN UP THE CLOCK



TICK



TOCK



THE CLOCK STRUCK ONE



TICK



TOCK



THE MOUSE CAME DOWN



TICK



TOCK



TICK



TOCK



HICK-O-RY DICK-O-RY DOCK



SING THE SONG AND...



CLAP WHEN YOU SEE A CLOCK FOR THE BEAT



CLAP WHEN YOU SEE A STAR FOR THE RHYTHM

LET'S PLAY MUSIC

Dynamics in music is the word for volume.
Draw an animal that shows the volume level of each **dynamic**.
Use both sides of the paper if needed.
Label the animal with the **dynamic** that matches it.

Music Room Dynamics 	
<i>ff</i>	Fortissimo (Outside Voice)
<i>f</i>	Forte (Announcements, and auditions)
<i>mf</i>	Mezzo Forte (Talking to the teacher)
<i>mp</i>	Mezzo Piano (Inside Voice)
<i>p</i>	Piano (Whisper)
	Silence (rest)