

Paragraph of the Week[®]


Level 2

Over the course of this week, you will be writing a paragraph. You will choose a topic (within the given parameters) and will brainstorm, draft, and write a complete paragraph. Be sure to use all that we have learned in class when writing this paragraph. So let's get started!

Monday

Mars One is a project that is taking applications for a trip to Mars, scheduled for some time in 2022. Are you in? The catch is you can't return. It's a one-way ticket. Would you like to be one of the colonists on Mars?

Make a T-chart or brainstorm web listing pros and cons of **YOU** colonizing Mars.



Paragraph of the Week[®]

Level 2

Now that you have the topic of your paragraph, you will write the topic sentence, main body sentences (with explanations) and your closing sentence.. Be sure that they are all on topic, as this is the rough draft of your paragraph.

Tuesday

Now that you have considered the pros and cons of being one of the few to colonize Mars. Would you do it? Write a topic sentences showing your opinion. Come up with three details explaining why you would or would not want to colonize Mars. Make sure your closing sentence restates your topic sentence.

Topic Sentence : _____

Detail One : _____

Explanation : _____


Detail Two : _____

Explanation : _____

Detail Three : _____

Explanation : _____

Closing Sentence : _____



Paragraph of the Week[®]

Level 2

When you revise and edit, you take what you have and "make it better". Use vivid adjectives, vary your types of sentences, and make your writing interesting to read.

Wednesday

Now that your paragraph is written, choose at least two sentences to enhance and revise. Using the revision checklist, make sure that the two sentences add more to your writing. You may also go back to Tuesday's page and revise on there as well.

Original Sentence : _____


Revision : _____

	Topic is narrow and manageable.
	The sentences are varied (complex, compound, simple)
	The sentences have different beginnings.
	The details support the main idea/topic sentence.
	The spelling, punctuation, and capitals are correct.
	Specific descriptive words are used to enhance the writing (ie: WOW words instead of BLAH words)

	Topic is narrow and manageable.
	The sentences are varied (complex, compound, simple)
	The sentences have different beginnings.
	The details support the main idea/topic sentence.
	The spelling, punctuation, and capitals are correct.
	Specific descriptive words are used to enhance the writing (ie: WOW words instead of BLAH words)

Original Sentence : _____

Revision : _____



Level 2


Be sure you really show your writing off here!

Thursday

It is time to put all of your work together in the form of a final draft. This is where you take your revisions, polish them up, and create a final product for your readers. The topic sentence goes first in your paragraph, followed by the detail, explanation combo sentences. The last sentence is your closing sentence.

4	Complete sentences, topic sentence, 3 supporting details with evidence sentence, closing sentence, vivid adjectives, engaging beginning, a great deal of varied sentence structure, correct punctuation (indenting, proper spacing, periods, etc.), correct spelling, legible font, on topic.
3	Complete sentences, topic sentence, 3 supporting details with evidence sentence, adjectives, engaging beginning, some varied sentence structure, closing sentence, mostly correct punctuation(indenting, proper spacing, periods, etc.), mostly correct spelling, mostly legible font, mostly on topic.
2	Mostly complete sentences, topic sentence, 3 supporting details which may contain evidence sentence, closing sentence, may or may not include adjectives and engaging beginning, a few varied sentence structure, somewhat correct punctuation (indenting, proper spacing, periods, etc.), somewhat correct spelling, somewhat legible font, somewhat on topic.
1	Some complete sentences, may or may not contain the following: topic sentence, 3 supporting details with evidence sentence, vivid adjectives, engaging beginning, varied sentence structure, closing sentence, incorrect punctuation (indenting, proper spacing, periods, etc.), incorrect spelling, not legible font, not on topic.

[illegible]



Paragraph of the Week[®]

Level 2

Over the course of this week, you will be writing a paragraph. You will choose a topic (within the given parameters) and will brainstorm, draft, and write a complete paragraph. Be sure to use all that we have learned in class when writing this paragraph. So let's get started!

Monday

Mars One is a project that is taking applications for a trip to Mars, scheduled for some time in 2022. Are you in? The catch is you can't return. It's a one-way ticket. Would you like to be one of the colonists on Mars?

Tuesday

Now that you have the topic of your paragraph, you will write the topic sentence, main body sentences (with explanations) and your closing sentence. In the space below, write a sentence for each. Be sure that they are all on topic, as this is the rough draft of your paragraph.

Wednesday

Now that your paragraph is written, choose at least two sentences to enhance and revise. Using the revision checklist, make sure that the two sentences add more to your writing. You may also go back to Tuesday's page and revise on there as well.

Thursday

It is time to put all of your work together in the form of a final draft. This is where you take your revisions, polish them up, and create a final product for your readers. The topic sentence goes first in your paragraph, followed by the detail, explanation combo sentences. The last sentence is your closing sentence.

Reread it all and make sure it makes sense. It should all be about the same topic, give lots of information, and be written in complete sentences.