



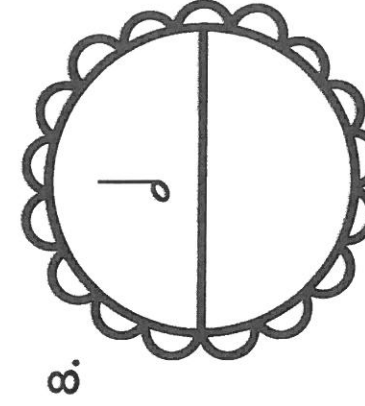








# Complete the Pie: ♪♪♪♪

Name \_\_\_\_\_

Class \_\_\_\_\_

Each pie chart should have 4 beats. Complete the pie chart by filling-in the missing notes and/or rests. Use only one note/rest per slice.



# Rhythm Addition: ♪ ♪ ♪ ♪ ♪ ♪ ♪ ♪

Add the total number of beats in each pencil.

Write the total on the eraser.

If the pencil totals 3 beats or MORE, color it yellow.

Color the other pencils in any color.

Name \_\_\_\_\_

Class \_\_\_\_\_

