



Practice How to Sign Your Name Like an Artist



There are guide sheets attached that you can use to learn cursive.

You can start just by following the dotted lines with a pen or pencil.

After practicing you can begin to write the letters on your own.



Upper Case Letters

Name:

Date:

A B C D E F G H I

J K L M N O P Q R

S T U V W X Y Z

A B C D E F G H I

J K L M N O P Q R


S T U V W X Y Z

A B C D E F G H I

J K L M N O P Q R

S T U V W X Y Z

Upper Case Letters



Upper and Lower Case Letters

Name:

Date:

Aa Bb Cc Dd Ee Ff Gg

Hh Ii Jj Kk Ll Mm

Nn Oo Pp Qq Rr Ss Tt

Uu Vv Ww Xx Yy Zz

Aa Bb Cc Dd Ee Ff Gg

Hh Ii Jj Kk Ll Mm

Nn Oo Pp Qq Rr Ss Tt

Uu Vv Ww Xx Yy Zz

Practice Writing Sentences

Name:

Date:

The quick brown fox
jumps over a lazy dog.

How quickly daft
jumping zebras vex.

Write your own Pangram here:

Practice Writing Sentences

Name:

Date:

Without geometry,

life is pointless.

What do you call a bear

with no teeth?

A gummy bear!

Want to hear my pizza

joke?

Never mind, it's too

cheesy.

Write your own joke or riddle here:

Practice Writing Sentences

Name:

Date:

The dog ran home.

The dog ran home.

I see a school bus.

I see a school bus.

She likes to draw.

She likes to draw.

Write your own sentences here:

Practice Writing Your Name in Cursive

The page contains ten sets of horizontal lines for handwriting practice. Each set consists of three lines: a solid top line, a dashed middle line, and a solid bottom line. These lines are spaced evenly down the page to provide a guide for letter height and placement when writing in cursive.