

Name _____

Multiplication: 2's 

Party Hats

To protect their fingers, quilters place thimbles on their thumbs and use them to push the end of the threaded needle through the fabric.

$\begin{array}{r} 11 \\ \times 2 \\ \hline \end{array}$	$\begin{array}{r} 3 \\ \times 2 \\ \hline \end{array}$ $\begin{array}{r} 2 \\ \times 8 \\ \hline \end{array}$ $\begin{array}{r} 5 \\ \times 2 \\ \hline \end{array}$	$\begin{array}{r} 12 \\ \times 2 \\ \hline \end{array}$
$\begin{array}{r} 9 \\ \times 2 \\ \hline \end{array}$ $\begin{array}{r} 1 \\ \times 2 \\ \hline \end{array}$ $\begin{array}{r} 2 \\ \times 5 \\ \hline \end{array}$	$\begin{array}{r} 3 \\ \times 2 \\ \hline \end{array}$	$\begin{array}{r} 6 \\ \times 2 \\ \hline \end{array}$ $\begin{array}{r} 1 \\ \times 2 \\ \hline \end{array}$ $\begin{array}{r} 7 \\ \times 2 \\ \hline \end{array}$
$\begin{array}{r} 10 \\ \times 2 \\ \hline \end{array}$	$\begin{array}{r} 4 \\ \times 2 \\ \hline \end{array}$ $\begin{array}{r} 8 \\ \times 2 \\ \hline \end{array}$ $\begin{array}{r} 2 \\ \times 2 \\ \hline \end{array}$	$\begin{array}{r} 11 \\ \times 2 \\ \hline \end{array}$

Solve the problems.

If the answer is between	Color the shape
1 and 6	green
7 and 12	black
13 and 18	blue
19 and 24	brown



Four sets of twins are playing baseball. How many children is that? Write your answer on the back of this page.

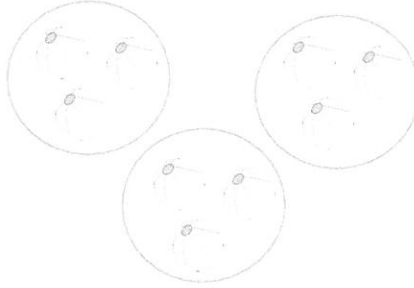
Multiplication and Division Concepts Choice Board

Party Planner

At Jenny's party, she needs:

- 9 treat bags with 5 candy bars
- 2 rows of 8 chairs
- 2 cakes with 7 candles on each
- 6 pizzas cut into 6 slices
- 3 sets of 5 balloons

Use models to draw pictures using equal groups to show all these things set up for her. Then, solve for each total. Use color and creativity.




Story Problems

Write 5 multiplication story problems that can be solved by a friend. Remember that multiplication is finding the total of equal groups. Include an answer key.



Joining equal groups

Create a poster to show how you can use joining equal groups to add up a lot of the same number. Use pictures and numbers.



Ice Cream Scoops

Each ice cream has three scoops. Find out how many scoops would be on 7 cones. Fill in the below.

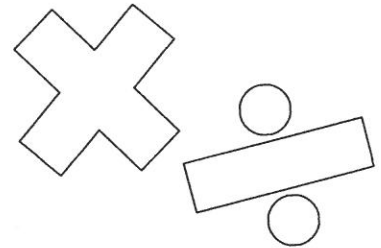
There are ___ cones.
Each cone has ___ scoops.
There is a total of ___ scoops.
___ x ___ = ___

Adding Equal Groups

There are 8 cookies on each tray. Billy made 4 cookie trays for a party. Write the addition sentence for this problem.

$$\underline{\quad} + \underline{\quad} + \underline{\quad} + \underline{\quad} = \underline{\quad}$$

Create your own cookie trays and write addition sentences to find the number of cookies.



Opposites

Did you know multiplication and division are opposites? Explain how they are opposites by writing a story or comic. Use examples to prove.



School Supplies

Melinda needs some help grouping her supplies. Draw pictures or models of her dividing her supplies into equal groups. Make sure to show how many is in each group.

- 27 pencils into 3 pencil bags
- 42 photo albums into 6 drawers
- 8 boxes of cereal onto 4 shelves
- 54 DVDs into 9 DVD holders
- 48 books onto 6 shelves



Flower Vases

McKenna wants to put her flowers into vases. She has 16 flowers. Each vase can hold 4 flowers. How many vases does she need? Draw a picture of the flowers and vases to find out how many. Fill in the below.

There are ___ flowers
Each vase holds ___ flowers
She needs ___ vases.
___ ÷ ___ = ___



Act it Out

It's drama time. Act out a division problem by yourself or with a partner. Film or write the story and describe how you used division (separated into groups) at the end.

Two Turtles Bump


Multiplication – Roll 1 10 Sided Dice and Multiply by 2

$$_ \times 2 = _$$

6
6

10
10

16
16




2
2

20
20

12
12

18
18



14
14


4
4

8
8


a game for 2 players

Need: 1 10 sided dice and 8 counters per player – each player uses a different color

To Play: Players take turns to roll the dice and then multiply the number by 2. The player then covers this number. For Example: If a player rolls 5, they would cover 10. If the other player has one counter on this number, they can 'bump' that counter off and put one of their own counters on it. You can only 'bump' when there is only one counter on the number. If that number is covered by one of the player's own counters, they can add another counter on top and then they have won that space and no more counters can be added. The winner of the game is the first player to use all 8 of their counters.



Name _____

Multiplication: 5's 


Love's Ring Nonesuch

In the early days, quilt patterns were so hard to find that they were traded from person to person.

$\begin{array}{r} 9 \\ \times 5 \\ \hline \end{array}$	$\begin{array}{r} 8 \\ \times 5 \\ \hline \end{array}$	$\begin{array}{r} 5 \\ \times 5 \\ \hline \end{array}$	$\begin{array}{r} 1 \\ \times 5 \\ \hline \end{array}$
$\begin{array}{r} 5 \\ \times 5 \\ \hline \end{array}$	$\begin{array}{r} 1 \\ \times 5 \\ \hline \end{array}$	$\begin{array}{r} 5 \\ \times 7 \\ \hline \end{array}$	$\begin{array}{r} 10 \\ \times 5 \\ \hline \end{array}$
$\begin{array}{r} 2 \\ \times 5 \\ \hline \end{array}$	$\begin{array}{r} 3 \\ \times 5 \\ \hline \end{array}$	$\begin{array}{r} 5 \\ \times 9 \\ \hline \end{array}$	$\begin{array}{r} 11 \\ \times 5 \\ \hline \end{array}$
$\begin{array}{r} 12 \\ \times 5 \\ \hline \end{array}$	$\begin{array}{r} 11 \\ \times 5 \\ \hline \end{array}$	$\begin{array}{r} 6 \\ \times 5 \\ \hline \end{array}$	$\begin{array}{r} 3 \\ \times 5 \\ \hline \end{array}$
$\begin{array}{r} 4 \\ \times 5 \\ \hline \end{array}$	$\begin{array}{r} 1 \\ \times 5 \\ \hline \end{array}$	$\begin{array}{r} 7 \\ \times 5 \\ \hline \end{array}$	$\begin{array}{r} 8 \\ \times 5 \\ \hline \end{array}$
$\begin{array}{r} 12 \\ \times 5 \\ \hline \end{array}$	$\begin{array}{r} 10 \\ \times 5 \\ \hline \end{array}$	$\begin{array}{r} 4 \\ \times 5 \\ \hline \end{array}$	$\begin{array}{r} 2 \\ \times 5 \\ \hline \end{array}$
$\begin{array}{r} 5 \\ \times 7 \\ \hline \end{array}$	$\begin{array}{r} 8 \\ \times 5 \\ \hline \end{array}$	$\begin{array}{r} 6 \\ \times 5 \\ \hline \end{array}$	$\begin{array}{r} 5 \\ \times 3 \\ \hline \end{array}$
$\begin{array}{r} 6 \\ \times 5 \\ \hline \end{array}$	$\begin{array}{r} 1 \\ \times 5 \\ \hline \end{array}$	$\begin{array}{r} 9 \\ \times 5 \\ \hline \end{array}$	$\begin{array}{r} 7 \\ \times 5 \\ \hline \end{array}$

Solve the problems.

If the answer is between	Color the shape
1 and 30	green
31 and 60	red



Fill in the missing numbers.

5, ____, 15, ____, 25, 30, ____, 40, 45, 50, ____

Five Flowers Bump

Multiplication – Roll 1 10 Sided Dice and Multiply by 5

$$_ \times 5 = _$$

25

25

10

10

50

50

35

35

45

45

5

5

40

40

15


15

20

20

30


30



a game for 2 players

Need: 1 10 sided dice and 8 counters per player – each player uses a different color

To Play: Players take turns to roll the dice and then multiply the number by 5. The player then covers this number. For Example: If a player rolls 3, they would cover 15. If the other player has one counter on this number, they can 'bump' that counter off and put one of their own counters on it. You can only 'bump' when there is only one counter on the number. If that number is covered by one of the player's own counters, they can add another counter on top and then they have won that space and no more counters can be added. The winner of the game is the first player to use all 8 of their counters.



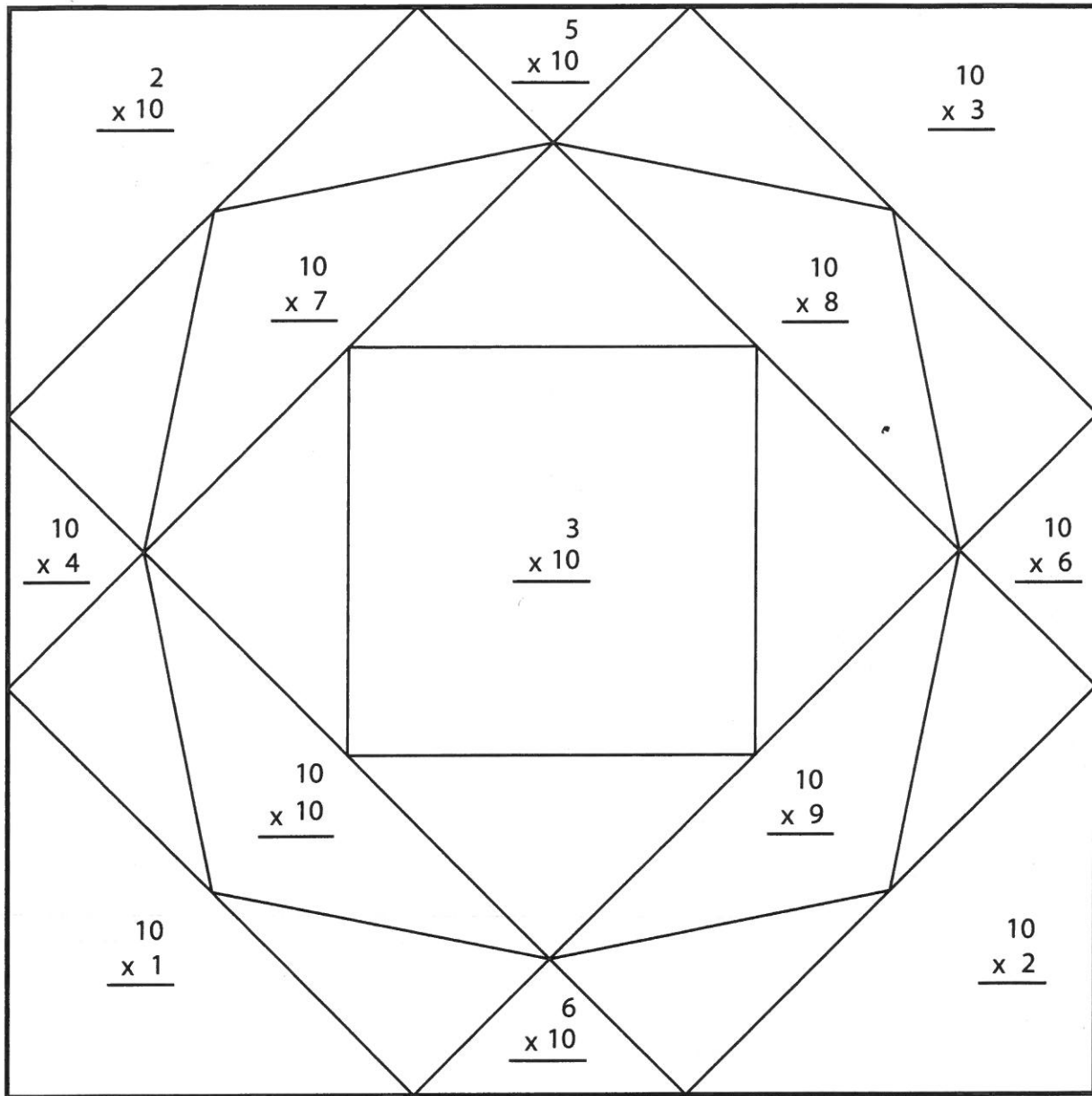
Name _____

Multiplication: 10's



Twirling Triangles


Why do you think this quilt block is called Twirling Triangles?




Solve the problems.

If the answer is between	Color the shape
1 and 30	yellow
31 and 70	orange
71 and 100	dark blue


Fill in the other shapes with colors of your choice.



On the back of this page, write your age. Multiply it by 10.



Multiplication Dice



Roll two dice. Write or draw the numbers from the dice in the boxes. Multiply the numbers together to find the product. Write the product in the circle.

$$\begin{array}{|c|} \hline 3 \\ \hline \end{array} \times \begin{array}{|c|} \hline 6 \\ \hline \end{array} = \begin{array}{|c|} \hline 18 \\ \hline \end{array}$$

$$\begin{array}{|c|} \hline \\ \hline \end{array} \times \begin{array}{|c|} \hline \\ \hline \end{array} = \begin{array}{|c|} \hline \\ \hline \end{array}$$

$$\begin{array}{|c|} \hline \\ \hline \end{array} \times \begin{array}{|c|} \hline \\ \hline \end{array} = \begin{array}{|c|} \hline \\ \hline \end{array}$$

$$\begin{array}{|c|} \hline \\ \hline \end{array} \times \begin{array}{|c|} \hline \\ \hline \end{array} = \begin{array}{|c|} \hline \\ \hline \end{array}$$

$$\begin{array}{|c|} \hline \\ \hline \end{array} \times \begin{array}{|c|} \hline \\ \hline \end{array} = \begin{array}{|c|} \hline \\ \hline \end{array}$$

$$\begin{array}{|c|} \hline \\ \hline \end{array} \times \begin{array}{|c|} \hline \\ \hline \end{array} = \begin{array}{|c|} \hline \\ \hline \end{array}$$

$$\begin{array}{|c|} \hline \\ \hline \end{array} \times \begin{array}{|c|} \hline \\ \hline \end{array} = \begin{array}{|c|} \hline \\ \hline \end{array}$$

$$\begin{array}{|c|} \hline \\ \hline \end{array} \times \begin{array}{|c|} \hline \\ \hline \end{array} = \begin{array}{|c|} \hline \\ \hline \end{array}$$

$$\begin{array}{|c|} \hline \\ \hline \end{array} \times \begin{array}{|c|} \hline \\ \hline \end{array} = \begin{array}{|c|} \hline \\ \hline \end{array}$$

$$\begin{array}{|c|} \hline \\ \hline \end{array} \times \begin{array}{|c|} \hline \\ \hline \end{array} = \begin{array}{|c|} \hline \\ \hline \end{array}$$

$$\begin{array}{|c|} \hline \\ \hline \end{array} \times \begin{array}{|c|} \hline \\ \hline \end{array} = \begin{array}{|c|} \hline \\ \hline \end{array}$$

$$\begin{array}{|c|} \hline \\ \hline \end{array} \times \begin{array}{|c|} \hline \\ \hline \end{array} = \begin{array}{|c|} \hline \\ \hline \end{array}$$

$$\begin{array}{|c|} \hline \\ \hline \end{array} \times \begin{array}{|c|} \hline \\ \hline \end{array} = \begin{array}{|c|} \hline \\ \hline \end{array}$$

$$\begin{array}{|c|} \hline \\ \hline \end{array} \times \begin{array}{|c|} \hline \\ \hline \end{array} = \begin{array}{|c|} \hline \\ \hline \end{array}$$