

Reading Comprehension

Week # 4:
4/27-5/1

Tic Tac Toe

What was your favorite part of the story? Why?

Where does the story take place?

Name 2 characters in the story and 1 fact about them.

NAME 1
FACT AND 1
OPINION
FROM THIS
STORY?

WHAT
WAS THE
MAIN
IDEA IN
THIS
STORY?

Is this story fiction or non-fiction? How do you know?


Would you want to be the main character? Why or why not?

What is 1 question you have after reading?

WHAT
COULD BE
ANOTHER
TITLE FOR
THIS STORY?

NAME: _____

DATE: _____





Name _____

Date _____

The page contains 12 sets of horizontal writing lines. Each set is composed of three lines: a solid top line, a dashed middle line, and a solid bottom line. These sets are arranged vertically down the page, providing a guide for handwriting practice.

Name _____

Date _____



Name _____



READING

Tic-Tac-Toe



<p><u>Letter to the Author</u> write a letter to the author telling them why you like the book</p>	<p><u>Sequence The Story</u> draw the beginning, middle, and end of the story</p>	<p><u>Highlight It!</u> highlight, circle, or find and write adjectives that you find in the story.</p>
<p><u>3x Each</u> read the story to 3 different people.</p>	<p><u>Practice your reading at home by choosing 3 activities. You may complete more than 3.</u></p>	<p><u>Draw A Part</u> draw a picture of your favorite part of the story</p>
<p><u>Setting</u> Draw a picture of the setting. Write a sentence to describe it</p>	<p><u>Map It Out</u> complete a story map of the characters</p>	<p><u>Cover Art</u> Create a new cover for the story. Write the title and author</p>

Book Title:

LETTER TO THE AUTHOR

Directions: Write a letter to the author of the book you just read. Tell them why you liked the book and what your favorite part was.

Dear _____

Your Friend,

Name _____



SEQUENCE THE STORY



Directions: Draw and label the sequence of the story.

First,

Next,


Then,

Last,

Highlight It!




Adjectives




FAVORITE PART

Directions: After reading your book, think about your favorite part. Draw and label it in the box below. Include a sentence on the bottom.



SETTING

Directions: Draw a picture of the setting of the story. Label your picture. Remember, the setting is where the story takes place.



MAP IT OUT!

Directions: choose a character from your book. Complete the character map below.

Draw a picture of the character.

What does the character do in the story?

Character's name:

What does the character say in the story?

Are you like the character? Why or why not?

COVER ART

Directions: create a new cover for your book.
Include the author, illustrator, and title of
the book.



My Spelling Words

1. place
2. well
3. such
4. here
5. take
6. why
7. help
8. put
9. different
10. away

Spelling Choice Board

Week of April 27, 2020

Choose at least 3 spelling activities to complete this week. The activities must make a tic-tac-toe line: horizontal, vertical, or diagonal three-in-a-row. Have a grown-up initial next to the activities you complete. You may substitute these activities with your own if you wish.

<p>Draw your first and last name as big as you can on a piece of paper. Use all of your spelling words to trace over your name.</p> <p>initial _____</p>	<p>Make a set of flashcards for studying your words.</p> <p>initial _____</p>	<p>Spelling Baseball! Draw 4 bases. Have someone be the "pitcher." They pick a word for you to spell. If the batter (you) spells it right, you move one base. You get a point when you pass home base.</p> <p>initial _____</p>
<p>Write the spelling words, leaving blank spaces for all consonants. _ d _ _ e _ = carpet</p> <p>initial _____</p>	<p>Write each of your words 3 times in your best handwriting.</p> <p>initial _____</p>	<p>Make a 2-inch square and see if you can write all your words inside it.</p> <p>initial _____</p>
<p>Write a definition for each of your spelling words.</p> <p>initial _____</p>	<p>Write silly sentences that include all your spelling words. Underline your words.</p> <p>initial _____</p>	<p>Write your words outside using sidewalk chalk.</p> <p>initial _____</p>