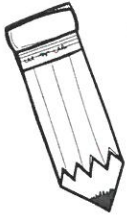


Name \_\_\_\_\_

Date Week # 2: 4/6-4/10




# Reading Response Menu

Choose 3 in a row or blackout.

<p>Design a new <u>book cover</u> for the story you've just read.</p> <p>You will need: Title, Author, Illustrator, and lots of detail</p>	<p>Write a <u>song</u> about one of the main characters.</p> <p>Include character traits, events from story, feelings, etc.</p>	<p>Rewrite the <u>ending</u> to your story.</p> <p>Start with the problem and create a different solution.</p>
<p>Create a <u>new setting</u> for your story.</p> <p>Explain how other story elements would change. (characters, problem, solution)</p>	<p><b>Free</b></p> <p>Come up with your own type of response!</p>	<p><u>Compare and Contrast</u> main characters from two different stories.</p> <p>How are they alike and different?</p>
<p><u>Retell</u> your story in a <u>comic strip</u>.</p> <p>Only retell main events (WWBS). Use only detailed illustrations and speech bubbles.</p>	<p>Create an <u>advertisement</u> for your story.</p> <p>Think of a movie poster. Persuade readers to read the story and tell why they should.</p>	<p>Create <u>2 new solutions</u> for the story.</p> <p>How could the characters have solved their problem in another way?</p>

NAME: \_\_\_\_\_

DATE: \_\_\_\_\_



---

---

---

---

---



---

---

---

Name \_\_\_\_\_

Date \_\_\_\_\_



Name \_\_\_\_\_

Date \_\_\_\_\_

Handwriting practice lines consisting of 12 sets of three horizontal lines: a solid top line, a dashed middle line, and a solid bottom line.



Dear \_\_\_\_\_

\_\_\_\_\_

\_\_\_\_\_

\_\_\_\_\_

\_\_\_\_\_

\_\_\_\_\_

\_\_\_\_\_

\_\_\_\_\_

\_\_\_\_\_

\_\_\_\_\_

\_\_\_\_\_

\_\_\_\_\_


\_\_\_\_\_

\_\_\_\_\_

\_\_\_\_\_

\_\_\_\_\_

\_\_\_\_\_



\_\_\_\_\_ 9

\_\_\_\_\_


### My Spelling Words

1. little
2. after
3. called
4. where
5. know
6. through
7. write
8. right
9. think
10. around

# Spelling Choice Board

Week of April 6, 2020

Choose at least 3 spelling activities to complete this week. The activities must make a tic-tac-toe line: horizontal, vertical, or diagonal three-in-a-row. Have a grown-up initial next to the activities you complete. You may substitute these activities with your own if you wish.

<p>Have a parent scramble your spelling words. You unscramble them. (<i>tac = cat</i>)</p> <p style="text-align: right;">_____ initial</p>	<p>Get a timer. Set it for 3 minutes. See how many times you can write your words before the timer goes off.</p> <p style="text-align: right;">_____ initial</p>	<p>Write each of your words 3 times to make a triangle.</p> <p style="text-align: center;">  </p> <p style="text-align: right;">_____ initial</p>
<p>Write your words with your finger on your parent's back. Have him/her guess the words.</p> <p style="text-align: right;">_____ initial</p>	<p>Write your words. Circle all the vowels. Underline each consonant. (<i>vowels: a, e, i, o, u, y</i>)</p> <p style="text-align: right;">_____ initial</p>	<p>Write your words with rainbow spelling (change colors with each letter).</p> <p style="text-align: right;">_____ initial</p>
<p>Put your words in alphabetical order.</p> <p style="text-align: right;">_____ initial</p>	<p>Write each word twice on 2 small cards and play Memory Match with a partner. After making a match, write the word.</p> <p style="text-align: right;">_____ initial</p>	<p>Use each of your words in a complete sentence.</p> <p style="text-align: right;">_____ initial</p>