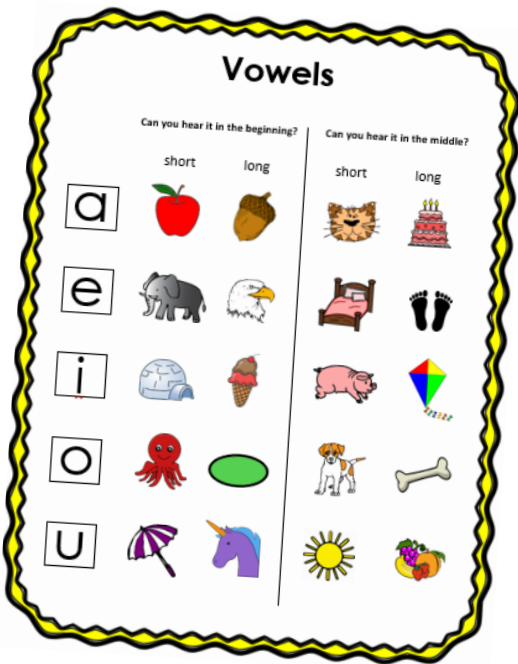

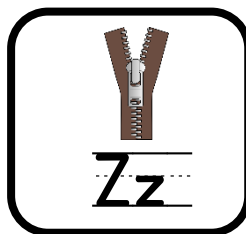
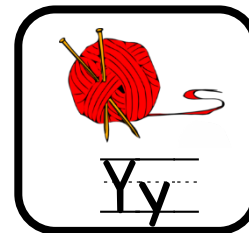
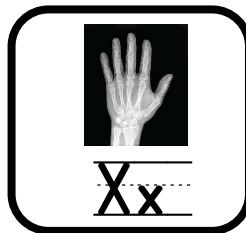

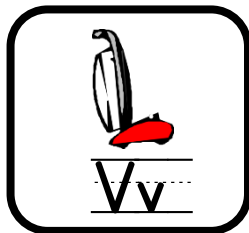

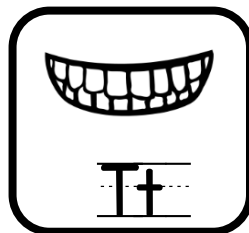

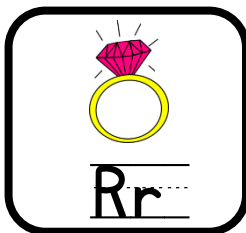
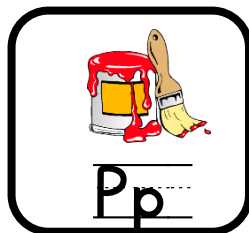







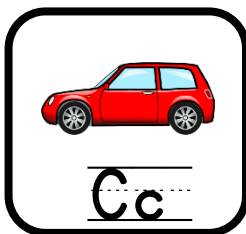




# Phonics Poster Set



# The Alphabet





# Blends and Digraphs



bl



cl



fl



gl



pl



sl



sc



sk



sm



sn



sp



st



sw



br



cr



dr



fr



gr



pr



tr



tw



wr



scr



spl



spr



str



squ



thr



sh



ch



th



th



wh



ng




nk



ck



ph



kn



dge



tch



# Vowels

Can you hear it in the beginning?

short

long

a




e




i



o



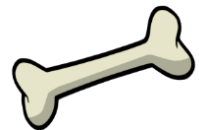
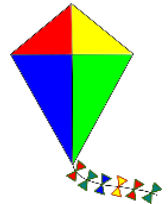


u



Can you hear it in the middle?

short

long



# Vowel Patterns and More

a\_e



cake

ai



rain

ay



play

eigh



eight

ee



queen

ea



peach

ey



key

y



baby

i\_e



kite

igh



light

ie



pie

y



fly

o\_e



bone

oa



boat

ow



bow

u\_e



mule

ui



fruit

oo



zoo

ue



clue

ew



newt

ow



owl

ou



cloud

aw



paw

au



sauce

oi



coin

oy



boy

oo



book

er



ladder

ir



bird

ur



surf

ar



star

or



corn

tion



question

sion



television

ed

(sounds like "t")



walked

ed

(sounds like "d")



carried

ed

(sounds like "ed")

$$1+2=3$$

added

Does it make sense? If not, flip the sound!

a



e



i



o



u



ow



oo



y



c



g





## Common Contractions Guide

A contraction is a shortened form of a group of words. An apostrophe is used in place of the missing letters taken away because they are not pronounced.

### **Not**

can't	=	can not
don't	=	do not
isn't	=	is not
didn't	=	did not
doesn't	=	does not
shouldn't	=	should not
couldn't	=	could not
wouldn't	=	would not
doesn't	=	does not
haven't	=	have not
aren't	=	are not
wasn't	=	was not
weren't	=	were not
hasn't	=	has not
hadn't	=	had not
won't*	=	will not

### **Is**

she's	=	she is
he's	=	he is
that's	=	that is
there's	=	there is
what's	=	what is
where's	=	where is
who's	=	who is
it's	=	it is
when's	=	when is
why's	=	why is
how's	=	how is

### **Have**

I've	=	I have
they've	=	they have
we've	=	we have
you've	=	you have
who've	=	who have
what've	=	what have
where've	=	where have
could've	=	could have
might've	=	might have
should've	=	should have
would've	=	would have

### **Are**

they're	=	they are
we're	=	we are
you're	=	you are
what're	=	what are

### **Will**

she'll	=	she will
he'll	=	he will
I'll	=	I will
they'll	=	they will
we'll	=	we will
who'll	=	who will
you'll	=	you will

### **Would**

she'd = she would	you'd = you would	I'd = I would
he'd = he would	we'd = we would	they'd = they would
who'd = who would		

Thank you for purchasing my product. You can visit my Teacher-Pay-Teachers store here:

<http://www.teacherspayteachers.com/Store/Anna-Sanders>

Please visit my store for more word work/ word study resources. \*\*\*\*\*

## CHECK OUT THE "CUT, PASTE, AND SPELL" SERIES:

**The first book in this series (Word Families) can be found here:**

<http://www.teacherspayteachers.com/Product/Cut-Paste-Spell-Word-Family-Picture-Sorts-694074>

**The second book in this series (Short Vowel Comparisons, CVC Words) can be found here:**

<http://www.teacherspayteachers.com/Product/30-CVC-Cut-Paste-Spell-Picture-Sort-Worksheets-All-Short-Vowels-Compared-644740>

**The third book in this series (blends and digraphs) can be found here:**

<http://www.teacherspayteachers.com/Product/Blends-and-Digraphs-Cut-Paste-Spell-Picture-Sort-Worksheets-Book-3-704223>


**The fourth book in this series (long vowels) can be found here:**

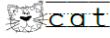























<http://www.teacherspayteachers.com/Product/Cut-Paste-Spell-Picture-Sort-Worksheets-Book-4-LONG-VOWELS-Within-Word-731019>

There is also a discount if you buy the whole set!

Happy Teaching!

Anna Sanders



Name _____		Date _____	
Cut out the pictures. Sort and glue the pictures to the boxes. Write the words on the line.			
a		i	
	cat		pig
			
			
			
			
			
			
			
			
			
			
			

Copyright 2017

*This is a single classroom license unless multiple licenses are purchased. Some pictures are copyright graphicsfactory.com*