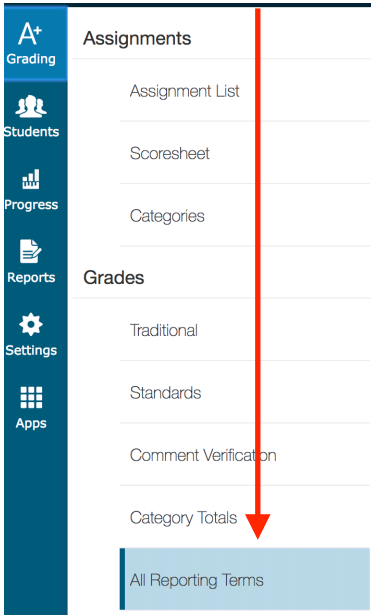


# Comments and Effort and Behavior

1. Click A+ Grading, Choose All Reporting Terms

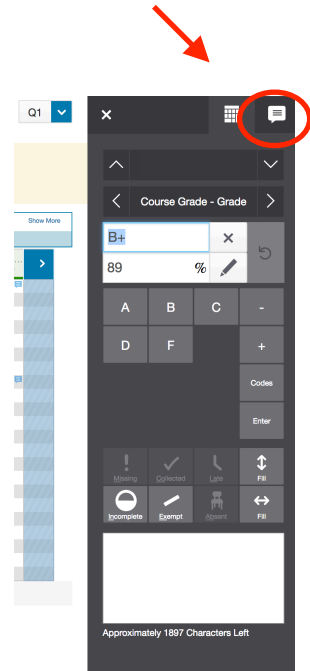


2. Choose a Grading Term, Click a Cell in the Grade Term Column

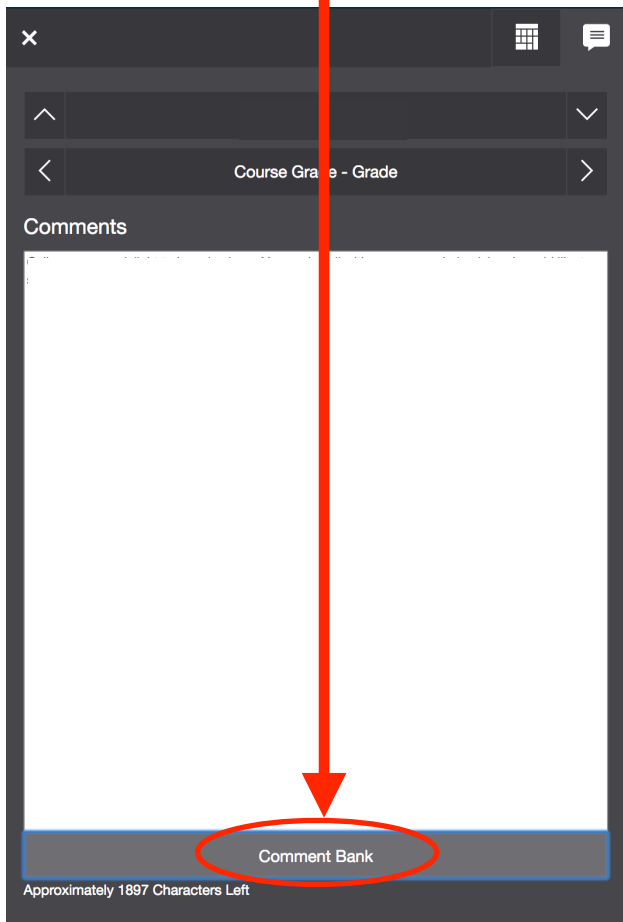
A screenshot of a grade book table. The header row is labeled 'GRADE'. The table contains multiple rows of grades and percentages. The row with 'B+' and '89%' is circled in red, with a red arrow pointing to it from the instruction above.

GRADE	Percentage
B+	82%
B+	89%
A-	91%
A	93%
B+	87%
A	96%
A	93%
A-	90%
B+	89%
B	85%
A	95%
B+	87%
B+	87%
A-	91%
B	84%
A-	90%
A-	91%
A-	91%
A-	91%
B	86%
B	86%
A	93%

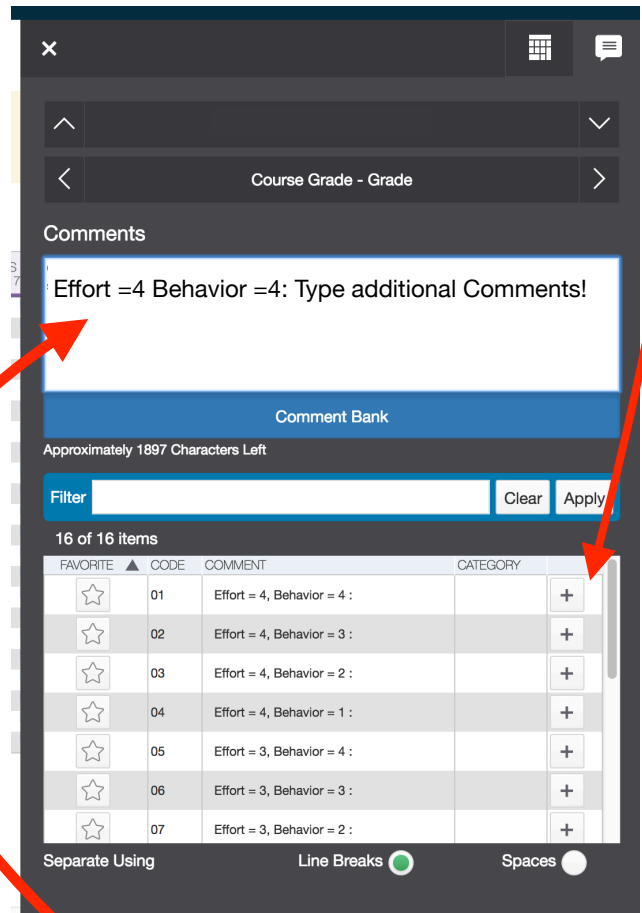
3. Click the Comment Button



4. Comment Bank: Click Comment Bank at the Bottom of the Comment Window to show Effort and Behavior selections.



5. Click the Plus Sign "+" to add Effort and Behavior.



6. Type Comments in white comment area after Effort/Behavior