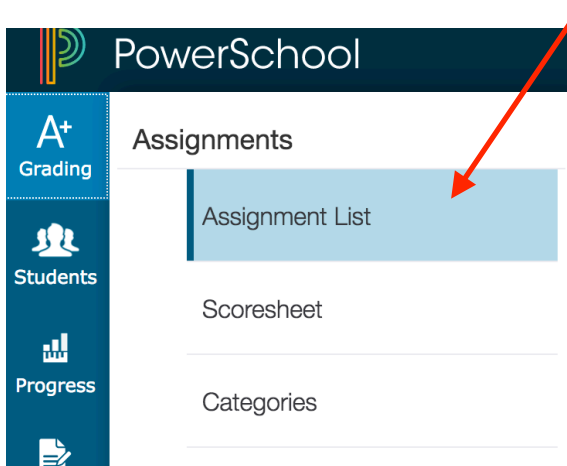
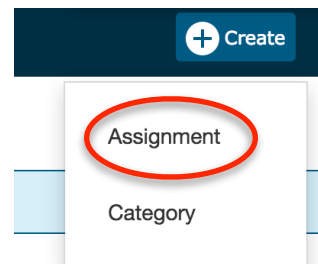


# To Enter Assignment Numeric Grade and to Enter Standards/Performance Indicator Score

1. Click A+ Grading - Click Assignment List



2. Create Assignment



3. While on the Assignment Tab:  
Fill in Title, Category, Score Type,  
Date, etc.

Edit: Project 1

Assignment Students Standards Publish

Classes\* Select Classes

1 Class: P1(1-4) SOCIAL STUDIES 8B

Assignment Name\* Project 1

Category \* Assessment

Score Type Points

Score + Extra Points + Weight Score Entry Points\* 100

Count in Final Grade ☒

Due Date\* Wednesday 1/11/2017

Description

Delete Duplicate Save Save and Close

4. Click the Standards Tab

Edit: Project 1

Assignment Students Standards Publish

Classes

1 Class: P1(1-4) SOCIAL STUDIES 8B

Show Selected Standards Add/Edit Standards

## Standards/Overall Standards/ Performance Indicators

- A) To see the Standards, click the Add/Edit Standards Tab
- B) The Overall Standard will be offset to the left
- C) The Performance Indicators will have the same title as the Overall Standard with an a, b, c, d, etc. after each Performance Indicator.

5. Click Add/Edit Standards to see the Overall Standard the Performance Indicators under the Overall Standard

**Edit: Q3 CNN10**

Assignment | Students | **Standards** | Publish

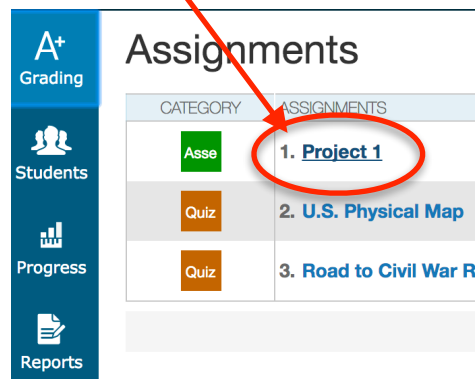
Classes  
4 Classes: SOCIAL STUDIES 8B [ P1(1-4), P2(1-4), P58(1-4), P7(1-4) ] (More)

Show Selected Standards | **Add/Edit Standards**

FILTER	
<b>JH.SS.RSCH - RESEARCH</b>	
<b>JH.SS.RSCH.a</b> - Locate relevant information that includes multiple perspectives from varied sources.	<input type="checkbox"/>
<b>JH.SS.RSCH.b</b> - Demonstrate facility with notetaking, organizing information, and creating bibliographies.	<input type="checkbox"/>
<b>JH.SS.RSCH.c</b> - Distinguish between primary and secondary sources.	<input type="checkbox"/>
<b>JH.SS.RSCH.d</b> - Use information ethically and legally.	<input type="checkbox"/>
<b>JH.SS.CAG - CIVICS AND GOVERNMENT</b>	
<b>JH.SS.CAG.a</b> - Describe the structures and processes of the United States government and how they are framed by the United States Constitution and other primary resources.	<input type="checkbox"/>
<b>JH.SS.CAG.b</b> - Explain the rights, duties, and responsibilities of citizens in a constitutional democracy.	<input type="checkbox"/>
<b>JH.SS.CAG.c</b> - Demonstrate how people influence government and work for the common good including voting, writing to legislators, performing community service, and engaging in civil disobedience (being an active citizen).	<input type="checkbox"/>
<b>JH.SS.ECO - ECONOMICS</b>	
<b>JH.SS.ECO.a</b> - Describe the theory of supply and demand and provide examples of the production and consumption of goods and services.	<input type="checkbox"/>
<b>JH.SS.ECO.b</b> - Explain how scarcity requires choice about what, how, for whom, and in what quantity to produce.	<input type="checkbox"/>
<b>JH.SS.ECO.c</b> - Identify factors that contribute to personal spending and savings decisions including work, wages, income, expenses, and budgets as they relate to	<input type="checkbox"/>

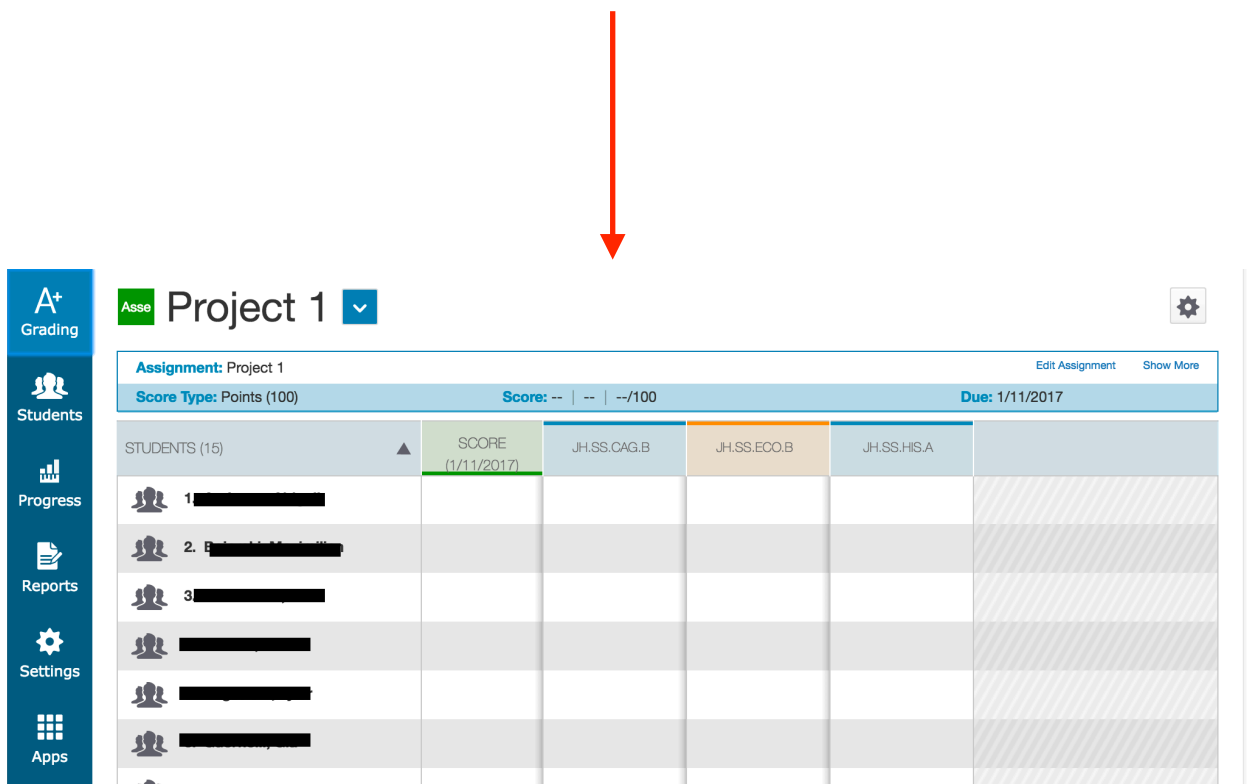
6. Click to select the Performance Indicators  
Click "Save and Close" when done.

To Grade: Click on the Assignment Title while in the Assignments View



The Grading area will open for the assignment will open.

Traditional numeric grades may be placed here along with Standard grade codes.



Click in the **Score Cell** to enter Numeric Score

PowerSchool P1(1-4) SOCIAL STUDIES 8B - 16-17

Project 1

JH.SS.HIS.a Explain that history is the study of the written record of the past, based on available evidence fr...

Grade Scale Type: (E - DNM)

STUDENTS (15)	SCORE (1/11/2017)	JH.SS.CAG.B	JH.SS.ECO.B	JH.SS.HIS.A
1. [REDACTED]	95	E	M	E
2. [REDACTED]				
3. [REDACTED]				
[REDACTED]				
[REDACTED]				
[REDACTED]				
[REDACTED]				
[REDACTED]				

Save Scores

Click in **Standard Cell** to Enter Standard Grade

Click Save Scores

A+ Grading

Assignments

- Assignment List
- ScoreSheet
- Categories

Grades

- Traditional
- Standards
- Comment Verification

To View Scores for all Performance Indicators  
Click A+ Grading > Standards

Do not score Performance Indicators in this Standards View: In this view the Highest score code will be placed in each Performance Indicator Automatically.

Read Only View

Class Grade: Q3

Grade Scale Type: (100 - 0)

Calculation: Category Weighting

STUDENT (13)	Q3	HS.MATH.NAQ.A	HS.MATH.NAQ.B	HS.MATH.ALG.A	HS.MATH.ALG.B	HS.MATH.ALG.C	HS.MATH.ALG.D	HS.MATH.ALG.E
[REDACTED]	90%		E	M		PM		M
[REDACTED]	85%		E	M		PM		M
[REDACTED]	81%		E	M		PM		PM
[REDACTED]	92%		E	M		PM		PM
[REDACTED]	93%		E	M		PM		M
[REDACTED]	72%		E	M		DNM		DNM
[REDACTED]	86%		PM	PM		PM		DNM
[REDACTED]	86%		E	M		PM		DNM
[REDACTED]	37%							
[REDACTED]	93%		E	M		PM		M
[REDACTED]	59%		E	M		PM		DNM
[REDACTED]	73%		E	M		PM		PM
[REDACTED]	99%		E	M		PM		M

Legend

Icons - Professional Judgment Indicator

**District Settings:** Display the Highest Performance Indicator code score. If a PI is once or selected multiple times, the highest score will appear in that PI's column.

Progress

Reports

Settings

Apps

Traditional Grade Calculations

Standards Grade Calculations

Functions

Recalculate Final Grades

A+ Grading

Students

Progress

Reports

Settings

Apps

Standards Grades Calculations

P2(1-4) SOCIAL STUDIES 8B

Standards Grades

Calculate standards grades from assignment standards scores.

Default CalculationHighest

Most Recent Scores Calculation

Set how many recent scores to include in the calculation, and their relative weighting.

Number of Scores3(33.33%, 33.33%, 33.33%)

Calculating Higher Level Standards

Automatically calculate higher level standards grades from lower level standards grades.

Auto-Calculate

Use This MetricMean

Auto-Calculate has been unchecked. If Auto-Calculate is checked, an average of all PI's for a Standard will be created in the Standard Column. This score may not be accurate for projecting a 70% "Mastered" score, at this time.

With Auto-Calculate unchecked, no scores will appear in the Standard grade columns.

Grades: Standards

Read Only View

Class Grade: Q3

Grade Scale Type: (100 - 0)

Calculation: Category Weighting

Grade: 90 | 90% | --

Show More

STUDENT (13)	Q3	HS.MATH.NAQ	HS.MATH.NAQ.A	HS.MATH.NAQ.B	HS.MATH.ALG	HS.MATH.ALG.A	HS.MATH.ALG.B	HS.MATH.ALG.C	HS.MATH.ALG.D	HS.MATH.ALG.E
	90%		E	M		PM			M	PM
	85%		E	M		PM			M	PM
	81%		E	M		PM			PM	PM
	92%		E	M		PM			PM	PM
	93%		E	M		PM			M	PM
	72%		E	M		DNM			DNM	PM
	86%		PM	PM		PM			DNM	DNM
	86%		E	M		PM			DNM	PM
	37%									
	93%		E	M		PM			M	PM
	59%		E	M		PM			DNM	PM
	73%		E	M		PM			PM	PM
	99%		E	M		PM			M	PM

Page 1 of 4 Columns/Page 9

Legend  
Icons - Professional Judgment Indicator

Current Code Values are set to E-4, M-3, PM-2, DNM-1

Grade Scale Type: (E - DNM)

Description	Hierarchy	Grade Scale	
<b>Name:</b> Standards Grade Scale <b>Description:</b> Grade scale for assignment to standards.			
GRADE LABEL	DESCRIPTION	PERCENT CUTOFF	PERCENT VALUE
E	Exceeds	3.9	4
M	Meets	2.9	3
PM	Partially Meets	1.9	2
DNM	Does Not Meet	0	1

To Recalculate Overall Grades:  
Click Settings > Recalculate Final Grades >  
Select Standards >  
Select Classes > Recalculate

A+  
Grading

Students

Progress

Reports

Settings

Apps

Setup

Class Descriptions

Display Settings

Traditional Grade Calculations

Standards Grade Calculations

Functions

Recalculate Final Grades

Recalculate Final Grades

Classes\*

1 Class: P2(1-4) SOCIAL S

☐ Traditional Final

☒ Standards Final

Select Classes

P2(1-4) SOCIAL STUDIES 8B 16-17 ☒

Other Classes

ADV(1-4) Homeroom 16-17

P1(1-4) SOCIAL STUDIES 8B 16-17

P58(1-4) SOCIAL STUDIES 8B 16-17

P7(1-4) SOCIAL STUDIES 8B 16-17

P8(1-4) SSR 8B 16-17

