

A red square graphic with a white border, containing the text "MLTI and Technology Presentation 2019" in white, bold, sans-serif font.

**MLTI and  
Technology  
Presentation  
2019**



This video highlights our belief about the importance of technology as one of the many tools used to help students develop skills that will lead them to success.

<https://www.youtube.com/watch?v=W1K2jdjLhbo>

# Maine Learning Technology Institute - MLTI

What is it?

Who does it?

Why do we do it?

How do we do it?



The MLTI program was started by then governor Angus King. The pilot started in 1999 and 2000. All Maine middle schools have access to MLTI. We choose to participate so that students have access to one to one devices while in 7th and 8th grade.


BJHS uses the laptops in many ways to enhance students education including... Google Classroom, State Assessment, Video Editing, Podcasts, Research, Word Processing, and School Assessment, among other things.



Students use MacBook Airs in 7th and 8th grade. The laptops are owned by the state of Maine and are signed out to individual students while they attend BJHS.

**school use**

**home use**



**duckhead**

**extension cord**


Keep the extension cord at home.



Laptop should be securely zipped in the case when transporting.

Charger should be zipped in the hanging pouch.

No stickers, paint or markings of any kind are allowed on the case or the computer.



## Report problems or damage immediately:

Mr. J. Cross – Laptop Coordinator –  
[jcross@brunswick.k12.me.us](mailto:jcross@brunswick.k12.me.us)

Mr. J. Wescott – Technology Support Specialist –  
[jwescott@brunswick.k12.me.us](mailto:jwescott@brunswick.k12.me.us)

Mr. D. Dearing – Technology Integrator –  
[ddearing@brunswick.k12.me.us](mailto:ddearing@brunswick.k12.me.us)

# Accessing the internet:

Wi-Fi: Looking for Networks...  
Turn Wi-Fi Off

✓ BSD

Join Other Network...  
Create Network...  
Open Network Preferences...

**Enter the name of the network.**  
Enter the name of the network you want to join, and then enter the password if necessary.

Network Name: Home Wireless

Security: None

Remember this network

Show Networks Cancel Join

BSD is the secure network connection all students will use.

Students can access other WiFi internet sources at home and in public.

Select a network from the list or enter it manually.





Watch out for...


- Pets
- Siblings
- Household items
- Other?

MLTI Laptops must remain in the state of Maine and should not travel for vacations.

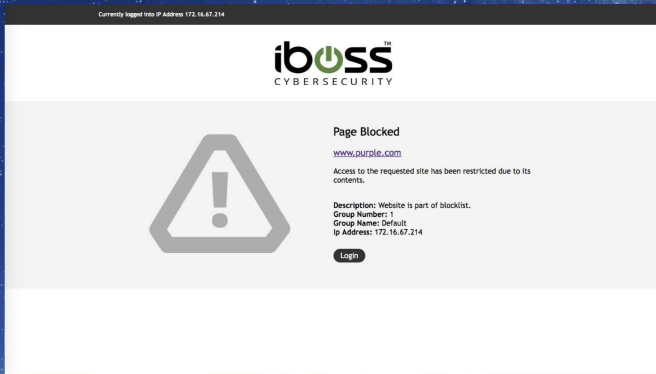
## Device Safety

Students and families should be aware of the many hazards that can exist in the home setting. MLTI laptops may not leave the state of Maine.

# The Google Suite



Teachers maximize the Google Suite, and your students may help you understand how it is used.



The internet is filtered to prevent students from accessing inappropriate or unsafe content on the internet.

iBoss is helpful and not perfect. Adult supervision is still an important part when keeping kids safe!

## Student Safety



### School-Scheduled Lockout Times

Computers will “lock” at 10pm each night.

Computers will power off on Friday afternoons at 3pm. They are available shortly after for continued use.

Take time to set up your own expectations of technology use at home.

---

**Student Safety**



# Social Media



---

## Student Safety

The MLTI website provides resources for parents to review regarding student safety on the internet. Common Sense Media is an excellent resource for social media related tips.

## Where to find BJHS technology information:

The image shows a screenshot of the BJHS website. On the left, a navigation menu is open under the 'Departments' dropdown. The 'Technology Main Page' option is circled in yellow. Below the menu, there are sections for 'FOLLOW:', 'Entry Bell 7:42am - Dism', 'QUICK LINKS', and 'About BJHS (Phone, A...'. On the right, the 'HOME' page is visible with a 'NEWS JUL' section and a 'Welcome' message. Below this is a banner for '65 Columbia Avenue - Brunswick, ME - 04011 - Phone 207-319-1930 - Fax 207-721-0602'. A secondary navigation bar includes 'District Information', 'For Staff', 'Houses', 'Our Schools', 'For Students', and 'Parents/Fa'. The main content area is titled 'TECHNOLOGY MAIN PAGE' and contains the text: 'Welcome to the Technology Department Main Page. Here you will find everything you need to know about technology use at BJHS.'

The Technology Main Page contains all information related to technology and MLTI.

# Students Technology Use and Expectations

- ❑ MacBooks should be charged before class.
- ❑ All computers issued to students will be collected prior to vacations.
- ❑ The MacBooks may be carried in backpacks in their case to and from school.
- ❑ Students should not eat or drink anywhere around their computer.
- ❑ If any problem occurs whether it is hardware or software, students should bring their computer to the Tech Office immediately.
- ❑ Filters are in place for student safety. Students may not bypass the filters.

Students may not use technology to:

1. play or download games (including widgets)
  2. download or exchange copy written materials such as software, music, etc.
  3. download or install unauthorized software
  4. use peer to peer file sharing programs, including Air Drop
  5. access any social media site on a school or personal device
- ❑ Students must leave their history on the computer untouched.

Students will review the Technology Use and Expectations with their teachers prior to the MLTI roll out.

## Laptop Deployment

- Students turn in the Student Laptop Computer Home Use Permission Form.
- Mr. Cross, Mr. Wescott, and Mr. Dearing will meet with students.
- Students review expectations in all of their classes.
- Laptops are deployed for use!

# Questions?

In order for students to gain at home use of the MLTI laptops, parents and students must review this presentation and our school board policies. Then families sign off that they have read and understand the policies. Packets are available in the BJHS Main Office.